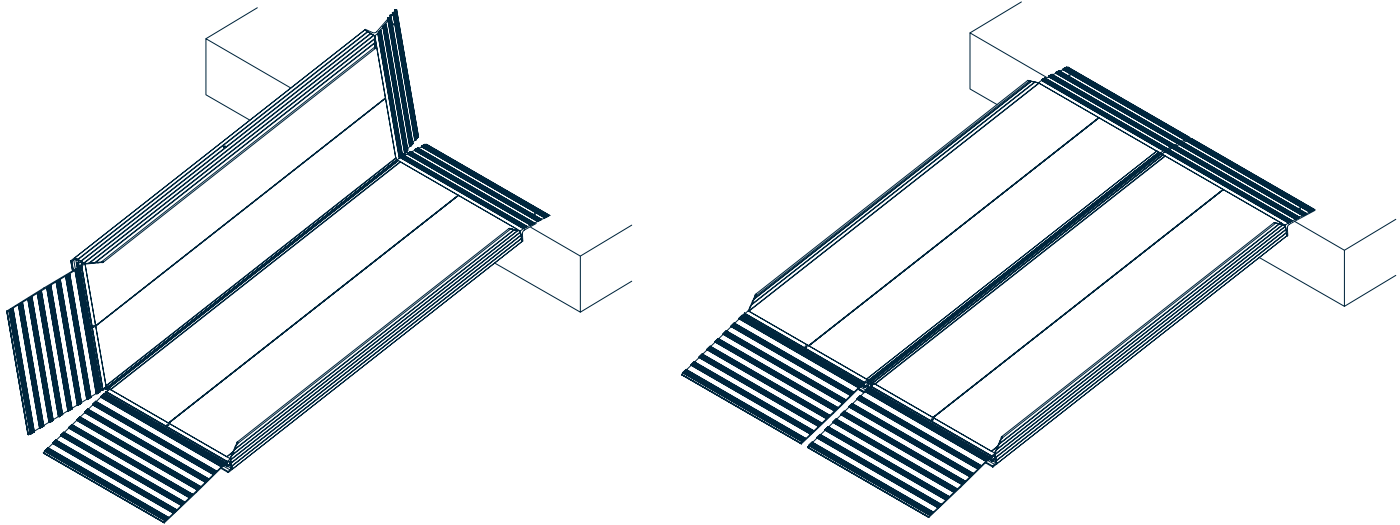


FREEDOM SERIESTM


FOLDING RAMP INSTRUCTIONS AND WARNINGS

**Thank you for purchasing a Freedom SeriesTM Folding Ramp from National Ramp!
Please read the following instructions completely before use.**

1. While folded, place the ramp down where it is to be used, making sure that the top and bottom transition plates are flat on the upper and lower surfaces.
2. Open the ramp and verify the placement.

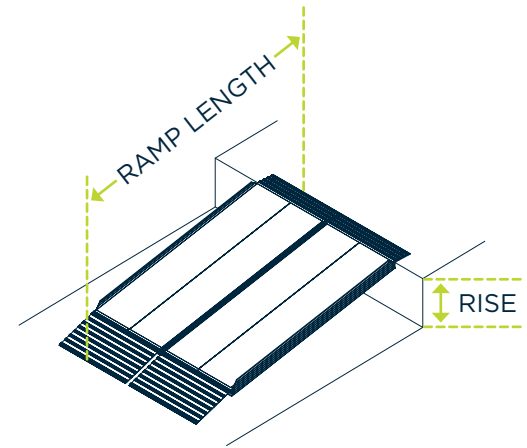


3. Confirm that the transition plates are both level and the ramp feels secure.
4. Affix the ramp to the top landing surface.
5. The ramp is now ready for use! When finished, gently fold until closed. The friction fit will keep the ramp closed. Use the handle to help carry the ramp to its storage location.



The Americans with Disabilities Act recommends no higher than a 4.8° (1:12) slope for ramps. While your mobility device may be rated for a higher slope, caution should be used for any slopes above 4.8° (1:12). See below chart. If your slope is greater than this please reach out to National Ramp for a modular ramp.

		RAMP LENGTH				
		2'	3'	4'	5'	6'
RISE	1"	2.4°	1.6°	1.2°	0.9°	0.8°
	2"	4.8°	3.2°	2.4°	1.9°	1.6°
	3"	7.2°	4.8°	3.6°	2.9°	2.4°
	4"	9.6°	6.4°	4.8°	3.8°	3.2°
	5"	12.0°	8.0°	6.0°	4.8°	4.0°
	6"	14.5°	9.6°	7.2°	5.7°	4.8°
	7"		11.2°	8.4°	6.7°	5.6°
	8"		12.8°	9.5°	7.7°	6.4°



RECOMMENDED SAFE ZONE
 NOT RECOMMENDED
 EXTREME HIGH RISK



WARNINGS

- Weight capacity of the folding ramp is 650 lbs of evenly distributed weight load.
- Ensure the top transition plate is pressed firmly on the top surface.
- Only use on secure and stable surfaces.
- Fully extended, the ramp is 30" wide. Do not use with any mobility devices wider than 30".
- While the ramp has grip tape to provide additional traction, use the ramp with caution, especially in slippery conditions.
- Use the ramp with a qualified helper when appropriate.
- Follow the manufacturer's guidelines of your mobility device when using the ramp.
- This ramp has been designed for personal mobility use only.
- This ramp is not a toy. Do not allow children to play on or around the ramp.
- Fold and store the ramp in a dry location when not in use.
- Keep the ramp free from debris and do not leave out in harsh weather conditions.