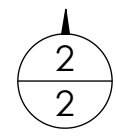
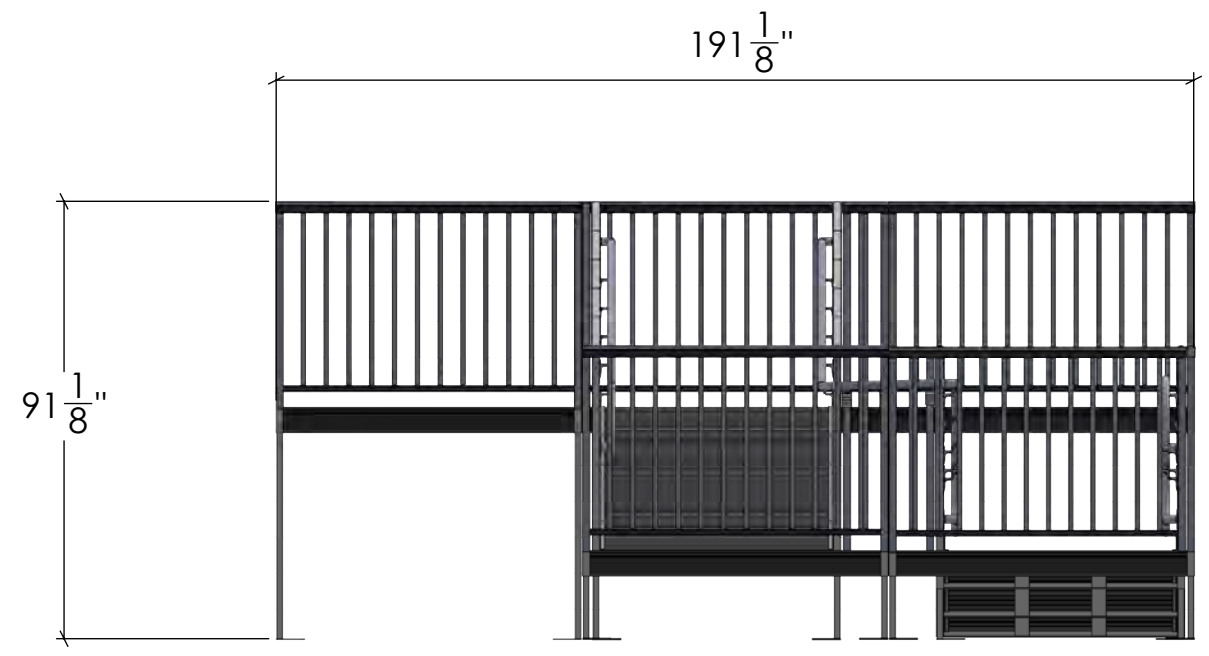
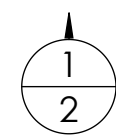
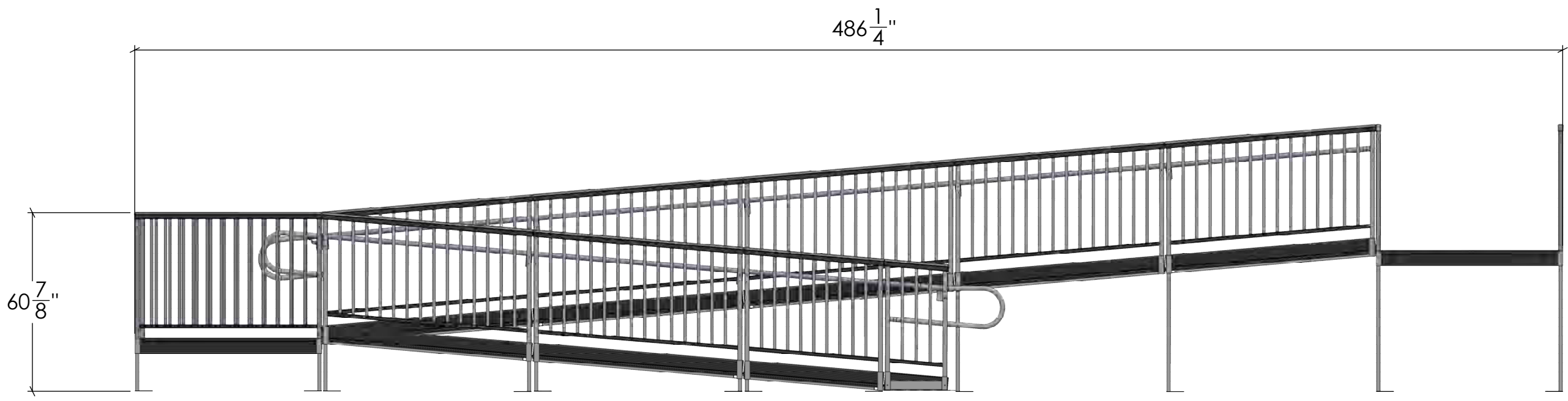


- NOTES:
1. FOOT PLACEMENT DIMENSIONS MUST BE VERIFIED BASED ON FIELD CONDITIONS AND ACTUAL INSTALL
  2. MAXIMUM SLOPE-1:12(8.33%)
  3. MAXIMUM CROSS SLOPE-1:48 (1/4"/FOOT)
  4. ALL RAMPS & PLATFORMS 36" AND OVER ELEVATION REQUIRE CROSS BRACING

<b>national ramp</b>   <b>COMMERCIAL ACCESS</b>	
Project: 48' Switchback Layout	Elevation: 48 Inches Length: 48 Feet
Dealer:	Width: 48 Inches
<small>PROPRIETARY AND CONFIDENTIAL          COPYRIGHT NATIONAL RAMP. ALL RIGHTS RESERVED.          ALL TEXT AND IMAGES CONTAINED IN THIS DOCUMENT ARE PROPRIETARY AND MAY NOT BE SHARED, MODIFIED, DISTRIBUTED, REPRODUCED, OR REUSED WITHOUT THE EXPRESS WRITTEN PERMISSION OF NATIONAL RAMP.</small>	Revision:
	Date: 2/12/19
Drawn: PM	Approved:
Scale: 1:40	Sheet 1 of 3



- NOTES:
1. FOOT PLACEMENT DIMENSIONS MUST BE VERIFIED BASED ON FIELD CONDITIONS AND ACTUAL INSTALL
  2. MAXIMUM SLOPE-1:12(8.33%)
  3. MAXIMUM CROSS SLOPE-1:48 (1/4"/FOOT)
  4. ALL RAMPS & PLATFORMS 36" AND OVER ELEVATION REQUIRE CROSS BRACING

<b>national ramp</b>   <b>COMMERCIAL ACCESS</b>	
Project: 48' Switchback Layout	Elevation: 48 Inches Length: 48 Feet
Dealer:	Width: 48 Inches
	Revision:      Date: 2/12/19
<small>PROPRIETARY AND CONFIDENTIAL COPYRIGHT NATIONAL RAMP. ALL RIGHTS RESERVED. ALL TEXT AND IMAGES CONTAINED IN THIS DOCUMENT ARE PROPRIETARY AND MAY NOT BE SHARED, MODIFIED, DISTRIBUTED, REPRODUCED, OR REUSED WITHOUT THE EXPRESS WRITTEN PERMISSION OF NATIONAL RAMP.</small>	Drawn: PM
	Approved: Scale: 1:40 Sheet 2 of 3

5' X 5' Platform

6' Ramp Section

5' X 5' Platform

BTP

4' Ramp Section

6' Ramp Section



Project: 48' Switchback Layout	Elevation: 48 Inches
Dealer:	Length: 48 Feet
PROPRIETARY AND CONFIDENTIAL COPYRIGHT NATIONAL RAMP. ALL RIGHTS RESERVED. ALL TEXT AND IMAGES CONTAINED IN THIS DOCUMENT ARE PROPRIETARY AND MAY NOT BE SHARED, MODIFIED, DISTRIBUTED, REPRODUCED, OR REUSED WITHOUT THE EXPRESS WRITTEN PERMISSION OF NATIONAL RAMP.	Width: 48 Inches
	Revision:
Drawn: PM	Date: 2/12/19
Scale: 1:50	Approved:
Sheet 3 of 3	

- NOTES:
1. FOOT PLACEMENT DIMENSIONS MUST BE VERIFIED BASED ON FIELD CONDITIONS AND ACTUAL INSTALL
  2. MAXIMUM SLOPE-1:12(8.33%)
  3. MAXIMUM CROSS SLOPE-1:48 (1/4"/FOOT)
  4. ALL RAMPS & PLATFORMS 36" AND OVER ELEVATION REQUIRE CROSS BRACING